



**NEW HAVEN ELEMENTARY SCHOOL
SECOND GRADE LONG RANGE PLAN
2016-2017**

1st Trimester (First Six Weeks) – August 17 – September 27

English
Language
Arts
Core
Standards

Reading – Unit 1

RL.2.1 Ask and answer such questions as who, what, where, when, why, and how to demonstrate understanding of key details in a text.

RL.2.4 Determine or clarify the meaning of unknown and multiple-meaning words and phrases based on grade 2 reading and content, choosing flexibly from an array of strategies.

RI.2.1 Ask and answer such questions as who, what, where, when, why, and how to demonstrate understanding of key details in a text.

RI.2.2 Identify the main topic of a multi-paragraph text as well as the focus of specific paragraphs within the text.

RI.2.4 Determine the meaning of words and phrases in a text relevant to a grade 2 topic or subject area.

RI.2.5 Know and use various text features (e.g., captions, bold print, subheadings, glossaries, indexes, electronic menus, icons) to locate key facts or information in a text efficiently.

Language

L.2.1F Produce, expand and rearrange complete simple and compound sentences.

L.2.2B Use commas in greetings and closings of letters.

L.2.2D Generalize learned spelling patterns when writing words

Writing

W.2.5 With guidance and support from adults and peers, focus on a topic and strengthen writing as needed by revising and editing.

- Ask questions, identify main Idea and supporting details
- Friendly Letters

~ Key details, main topic, text features

Math
Core
Standards

Topics 1 - 2

2.OA.A.1 Use addition and subtraction within 100 to solve one- and two- step word problems involving situations of adding to, taking from, putting together, taking apart, and comparing, with unknowns in all positions, by using drawings and equations with a symbol for the unknown number to represent the problem.

2.OA.B.2 Fluently add and subtract within 20 using mental strategies. By end of grade 2, know from memory all sums of two one-digit numbers.

2.OA.C.3 Determine whether a group of objects (up to 20) has an odd or even number of members, by pairing objects

<p><i>Target Concepts</i></p> <p><i>Key Vocab.</i></p>	<p>or counting them by 2s; write an equation to express an even number as a sum of two equal addends.</p> <p>2.OA.C.4 Use addition to find the total number of objects arranged in rectangular arrays with up to 5 rows and up to 5 columns; write an equation to express the total as a sum of equal addends.</p> <p>2.NBT.B.5 Fluently add and subtract within 100 using strategies based on place value, properties of operations, and/or the relationship between addition and subtraction.</p> <p>2.NBT.B.6 Add up to four two-digit numbers using strategies based on place value and properties of operations.</p> <p>2.NBT.B.9 Explain why addition and subtraction strategies work, using place value and the properties of operations .</p> <ul style="list-style-type: none"> • Fluently add and subtract within 20 • Work with equal groups • Add within 100 using strategies <p>~ Equation, addends, sum, doubles, near doubles, difference, even, odd, array, rows, columns, bar diagram, tens, ones, open number line, break apart, mental math, compensation, partial sums, compatible numbers, regroup, tally marks</p>
<p>Science</p> <p><i>Core Standards</i></p> <p><i>Target Concept</i></p> <p><i>Key Vocab.</i></p>	<p>2-PS1-1 Plan and conduct an investigation to describe and classify different kinds of materials by their observable properties. (Disciplinary Core Idea PS1.A – Structure and Properties of Matter)</p> <p>2-PS1-2 Analyze data obtained from testing different materials to determine which materials have the properties that are best suited for an intended purpose. (Disciplinary Core Idea PS1.A – Structure and Properties of Matter)</p> <p>K-2-ETS1-3 Analyze data from tests of two objects designed to solve the same problem to compare the strengths and weaknesses of how each performs. (Disciplinary Core Idea ETS1.C – Optimizing the Design Solution)</p> <ul style="list-style-type: none"> • Properties of Matter <p>~Solid, liquid, gas, analyze, investigate, observe</p>
<p>Social Studies</p> <p><i>Core Standards</i></p> <p><i>Target Concept</i></p> <p><i>Key Vocab.</i></p>	<p>SS-EP-2.1.1 Students will describe cultural elements (e.g., beliefs, traditions, languages, skills, literature and the arts).</p> <p>SS-EP-2.1.2 Students will study a variety of diverse cultures locally and in the world today and explain the importance of appreciating and understanding other cultures.</p> <p>SS-EP-2.2.1 Students will identify social institutions (government, economy, education, religion, family) and explain how they help the community.</p> <p>SS-EP-2.3.1 Students will describe various forms of interactions that occur between individuals/ groups at home and at school.</p> <p>SS-EP-2.3.2 Students will identify appropriate conflict resolution strategies</p> <p>SS-EP-5.2.1 Students will identify significant patriotic and historical songs, symbols, monuments/landmarks (e.g., The Star-Spangled Banner, the Underground Railroad, the Statue of Liberty) and patriotic holidays (e.g., Veteran’s Day, Martin Luther King’s birthday, Fourth of July) and explain their historical significance.</p> <ul style="list-style-type: none"> • Cultures and Society (Community) <p>~Beliefs, traditions economy, compromise, cooperation, communication</p>



1st Trimester (Second Six Weeks) – September 28 – November 10

English
Language
Arts
Core
Standards

Reading – Units 2 and 3

RL.2.2 Recount stories, including fables and folktales from diverse cultures, and determine their central message, lesson, or moral.

RL.2.3 Describe how characters in a story respond to major events and challenges.

RL.2.4 Determine or clarify the meaning of unknown and multiple-meaning words and phrases based on grade 2 reading and content, choosing flexibly from an array of strategies.

RL.2.5 Describe the overall structure of a story, including describing how the beginning introduces the story and the ending concludes the action.

RI.2.7 Explain how specific images (diagram showing how a machine works) contribute to and clarify a text.

RI.2.8 Describe how reasons support specific points the author makes in a text.

Language

L.2.1.E Use adjectives and adverbs and choose between them depending on what is to be modified.

L.2.2.A Capitalize holidays, product names and geographic names.

Writing

W.2.3 Write narratives in which they recount a well-elaborated event or short sequence of events, include details to describe actions, thoughts, and feelings, use temporal words to signal event order, and provide a sense of closure

- Visualize and analyze character
- Determine text importance, identify sequence of events
- Personal Narratives

Target
Concepts
Key Vocab.

~ Main topic, characters, events, challenges

Math
Core
Standards

Topic 3, 4 and 5

2.NBT.B.5 Fluently add and subtract within 100 using strategies based on place value, properties of operations, and/or the relationship between addition and subtraction


2.NBT.B.6 Add up to four two-digit numbers using strategies based on place value and properties of operations

2.NBT.B.9 Explain why addition and subtraction strategies work, using place value and the properties of operations


2.OA.A.1 Use addition and subtraction within 100 to solve one- and two- step word problems involving situations of adding to, taking from, putting together, taking apart, and comparing, with unknowns in all positions, by using drawings and equations with a symbol for the unknown number to represent the problem.

Target
Concepts


- Fluently add with 100
- Subtract within 100 using strategies

<p><i>Key Vocab.</i></p>	<ul style="list-style-type: none"> • Fluently Subtract within 100 <p>~ Equation, addends, sum, doubles, near doubles, difference, even, odd, array, rows, columns, bar diagram, tens, ones, open number line, break apart, mental math, compensation, partial sums, compatible numbers, regroup, tally marks</p>
<p>Science <i>Core Standards Target Concept Key Vocab.</i></p>	<p>2-PS1-3 Make observations to construct an evidence-based account of how an object made of a small set of pieces can be disassembled and made into a new object. (Disciplinary Core Idea PS1.A – Structure and Properties of Matter)</p> <p>2-PS1-4 Construct an argument with evidence that some changes caused by heating or cooling can be reversed and some cannot. (Disciplinary Core Idea PS1.B – Chemical Reactions)</p> <ul style="list-style-type: none"> • Interactions in Matter <p>~Interactions, cause, effect, construct arguments</p>
<p>Social Studies <i>Core Standards Target Concepts Key Vocab.</i></p>	<p>SS-EP-1.1.1 Students will identify the basic purposes of local government, give examples of services local governments provide and identify how they pay for these services taxes).</p> <p>SS-EP-1.1.2 Students will identify and explain the purpose of rules within organizations and compare rules with laws.</p> <p>SS-EP-1.2.1 Students will describe how their local government is structured and compare their local government to other community governments in Kentucky. Three Branches of Government and The Constitution</p> <p>SS-EP-1.3.1 Students will define basic democratic ideas and explain why they are important today.</p> <p>SS-EP-1.3.2 Students will identify and give examples of good citizenship at home, at school and in the community and explain why civic engagement in the community is important.</p> <p>SS-EP-5.2.1 Students will identify significant patriotic and historical songs, symbols, monuments/landmarks and patriotic holidays and explain their historical significance.</p> <ul style="list-style-type: none"> • Government and Civics • Holidays (Patriotic) <p>~ Taxes, Constitution, Democratic ideas, liberty, justice, equality, civic engagement</p>
 <p>2nd Trimester (Third Six Weeks) – November 10 – January 9</p>	
<p>English Language Arts <i>Core Standards</i></p>	<p>Reading – Unit 4</p> <p>RL.2.2 Recount stories, including fables and folktales from diverse cultures, and determine their central message, lesson, or moral.</p> <p>RL.2.3 Describe how characters in a story respond to major events and challenges.</p> <p>RL.2.4 Determine or clarify the meaning of unknown and multiple-meaning words and phrases based on grade 2 reading and content, choosing flexibly from an array of strategies.</p>


<p><i>Target Concept Key Vocab.</i></p>	<p>RL.2.7 Use information gained from the illustrations and words in a print or digital text to demonstrate understanding of its characters, setting, or plot. RI.2.2 Identify the main topic of a multi-paragraph text as well as the focus of specific paragraphs within the text RI.2.3 Describe the connection between a series of historical events, scientific ideas or concepts, or steps in technical procedures in a text. RI.2.4 Determine the meaning of words and phrases in a text relevant to a grade 2 topic or subject area. <u>Language</u> L.2.1.D Form and use the past tense of frequently occurring irregular verb. L.2.2.C Use apostrophe to form contractions and frequently occurring possessives. <u>Writing</u> W.2.8 Recall information from experiences or gather information from provided sources to answer a question</p> <ul style="list-style-type: none"> • Summarize and synthesize, analyze story elements • Realistic Fiction <p>~ Central message, characters, events, challenges</p>
<p><u>Math</u> <i>Core Standards</i></p> <p><i>Target Concepts Key Vocab.</i></p>	<p><u>Topics 6 and 7</u> 2.NBT.B.5 Fluently add and subtract within 100 using strategies based on place value, properties of operations, and/or the relationship between addition and subtraction 2.NBT.B.9 Explain why addition and subtraction strategies work, using place value and the properties of operations 2.OA.A.1 Use addition and subtraction within 100 to solve one- and two- step word problems involving situations of adding to, taking from, putting together, taking apart, and comparing, with unknowns in all positions, by using drawings and equations with a symbol for the unknown number to represent the problem.</p> <p>~ break apart, regroup, bar diagram, equation, compatible numbers</p>
<p><u>Science</u> <i>Core Standards Target Concept Key Vocab.</i></p>	<p>2-ESS2-2 Develop a model to represent the shapes and kinds of land and bodies of water in an area. (Disciplinary Core Idea ESS2.B – Plate Tectonics and Large-Scale system Interactions) 2-ESS2-3 Obtain information to identify where water is found on Earth and that it can be solid or liquid. (Disciplinary Core Idea ESS2.C – The Roles of Water in Earth’s Surface Processes)</p> <ul style="list-style-type: none"> • Earth's, land and water <p>~Landforms, bodies of water, evaluate</p>
<p><u>Social Studies</u> <i>Core Standards</i></p>	<p>SS-EP-3.1.1 Students will define basic economic terms related to scarcity and explain that scarcity requires people to make economic choices and incur opportunity costs. SS-EP-3.2.1 Students will identify and give examples of economic institutions and explain how they help people deal with the problem of scarcity in today’s market economy.</p>

<p><i>Target Concepts Key Vocab.</i></p>	<p>SS-EP-3.3.1 Students will define basic economic terms related to markets (e.g., market economy, markets, wants and needs, goods and services, profit, consumer, producer, supply and demand, barter, money, trade, advertising).</p> <p>SS-EP-3.3.2 Students will explain different ways that people acquire goods and services (by trading/bartering goods and services for other goods and services or by using money).</p> <p>SS-EP-3.4.1 Students will define basic economic terms related to production, distribution and consumption and describe various ways goods and services are distributed.</p> <p>SS-EP-3.4.2 Students will describe how new knowledge, technology/tools, and specialization increases productivity in our community, state, nation and world.</p> <p>SS-EP-3.4.3 Students will define interdependence and give examples of how people in our communities, states, nation and world depend on each other for goods and services.</p> <ul style="list-style-type: none"> • Economics <p>~ Wants, needs, natural resources, bartering, consumption, distribution, entrepreneur, scarcity, capital</p>
	 <p>2nd Trimester (Fourth Six Weeks) – January 9 – February 21</p>
<p><u>English Language Arts</u> <i>Core Standards</i></p>	<p><u>Reading – Units 5 and 6</u></p> <p>RI.2.2 Recount stories, including fables and folktales from diverse cultures, and determine their central message, lesson, or moral.</p> <p>RI.2.4 Determine or clarify the meaning of unknown and multiple-meaning words and phrases based on grade 2 reading and content, choosing flexibly from an array of strategies.</p> <p>RI.2.2 Identify the main topic of a multi-paragraph text as well as the focus of specific paragraphs within the text.</p> <p>RI.2.4 Determine the meaning of words and phrases in a text relevant to a grade 2 topic or subject area.</p> <p>RI.2.5 Know and use various text features (e.g., captions, bold print, subheadings, glossaries, indexes, electronic menus, icons) to locate key facts or information in a text efficiently.</p> <p>RI.2.6 Identify the main purpose of a text, including what the author wants to answer, explain, or describe.</p> <p>RI.2.9 Compare and contrast the most important points presented by two texts on the same topic.</p> <p><u>Language</u></p> <p>L.2.1.A Use collective nouns</p> <p>L.2.2.E Consult reference materials, including beginning dictionaries, as needed to check and correct spellings.</p> <p>L.2.4.B Determine the meaning of the new word formed when a known prefix is added to a known word.</p> <p>L.2.4.E Use glossaries and beginning dictionaries, both print and digital, to determine or clarify the meaning of words</p>

<p><i>Target Concepts</i></p> <p><i>Key Vocab.</i></p>	<p>and phrases.</p> <p>Writing</p> <p>W.2.2 Write informative/explanatory texts in which they introduce a topic, use facts and definitions to develop points, and provide a concluding statement or section</p> <p>W.2.7 Participate in shared research and writing projects</p> <ul style="list-style-type: none"> • Make connections, make inferences • Fix up monitoring, summarizing information • Informational Reports <p>~ Fables, folktales, central message, text features, main topic</p>
<p>Math</p> <p><i>Core Standards</i></p> <p><i>Target Concepts</i></p> <p><i>Key Vocab.</i></p>	<p>Topics 8 and 9</p> <p>2.MD.C.7 Tell and write time from analog and digital clocks to the nearest five minutes, using a.m. and p.m.</p> <p>2.MD.C.8 Solve word problems involving dollar bills, quarters, dimes, nickels, and pennies, using \$ and ¢ symbols appropriately. Example: If you have 2 dimes and 3 pennies, how many cents do you have?</p> <ul style="list-style-type: none"> • More solving problems involving addition and subtraction • Work with Time and Money <p>2.NBT.B.8 Mentally add 10 or 100 to a given number 100–900, and mentally subtract 10 or 100 from a given number 100–900</p> <p>2.NBT.A1 Understand that the three digits of a three-digit number represent amounts of hundreds, tens, and ones; e.g., 706 equals 7 hundreds, 0 tens, and 6 ones. Understand the following as special cases:</p> <p>2.NBT.A.1a 100 can be thought of as a bundle of ten tens — called a “hundred”.</p> <p>2.NBT.A.1b The numbers 100, 200, 300, 400, 500, 600, 700, 800, 900 refer to one, two, three, four, five, six, seven, eight, or nine hundreds (and 0 tens and 0 ones)</p> <p>2.NBT.A.2 Count within 1000; skip-count by 5s, 10s, and 100s</p> <p>2.NBT.A.3 Read and write numbers to 1000 using base-ten numerals, number names, and expanded form</p> <p>2.NBT.A.4 Compare two three-digit numbers based on meanings of the hundreds, tens, and ones digits, using >, =, and < symbols to record the results of comparisons</p> <p>~Dime, nickel, penny, quarter, half-dollar, cents, greatest value, least value, dollar, dollar sign, dollar bills, quarter past, half past, quarter to, am, pm</p> <p>Hundred thousand, digit, place value chart, standard form, expanded form, word form, compare, greater than, less than, equals, increase, decrease,</p>
<p>Science</p> <p><i>Core Standards</i></p>	<p>2-ESS1-1 Use information from several sources to provide evidence that Earth events can occur quickly or slowly. (Disciplinary Core Idea ESS1.C – The History of Planet Earth)</p> <p>2-ESS2-1 Compare multiple solutions designed to slow or prevent wind or water from changing the shape of the land. (Disciplinary Core Idea ESS2.A – Earth’s Materials and Systems)</p>

<p><i>Target Concept Key Vocab.</i></p>	<p>K-2-ETS1-1 Ask questions, make observations, and gather information about a situation people want to change to define a simple problem that can be solved through the development of a new or improved object or tool. (Disciplinary Core Idea ETS1.A – Defining and Delimiting Engineering Problems)</p> <p>K-2-ETS1-2 Develop a simple sketch, drawing, or physical model to illustrate how the shape of an object helps it function as needed to solve a given problem. (Disciplinary Core Idea ETS1.B – Developing Possible Solutions)</p> <ul style="list-style-type: none"> • Changes to Earth's Land <p>~Quick and slow changes, weathering, erosion, deposition</p>
<p><u>Social Studies</u> <i>Core Standards</i></p> <p><i>Target Concept Key Vocab.</i></p>	<p>SS-EP-4.1.3 Students will describe how different factors influence where human activities are located in the community.</p> <p>SS-EP-4.2.1 Students will describe places on Earth’s surface by their physical characteristics.</p> <p>SS-EP-4.3.1 Students will describe patterns of human settlement in places and regions on the Earth’s surface.</p> <p>SS-EP-4.3.2 Students will describe how technology helps us move, settle and interact in the modern world.</p> <p>SS-EP-4.4.1 Students will describe ways people adapt to/modify the physical environment to meet their basic needs.</p> <p>SS-EP-4.4.2 Students will describe how the physical environment can both promote and restrict human activities.</p> <ul style="list-style-type: none"> • Geography <p>~ Maps, globes, charts, graphs, continents, climate, landforms, environment</p>
 <p>3rd Trimester (Fifth Six Weeks) – February 22 – April 5</p>	
<p><u>English Language Arts</u> <i>Core Standards</i></p>	<p><u>Reading – Units 7 and 8</u></p> <p>RL.2.2 Recount stories, including fables and folktales from diverse cultures, and determine their central message, lesson, or moral.</p> <p>RL.2.4 Determine or clarify the meaning of unknown and multiple-meaning words and phrases based on grade 2 reading and content, choosing flexibly from an array of strategies.</p> <p>RL.2.6 Acknowledge differences in the points of view of characters, including by speaking in a different voice for each character when reading dialogue aloud.</p> <p>RL.2.9 Compare and contrast two or more versions of the same story (e.g., Cinderella stories) by different authors or from different cultures.</p> <p>RI.2.2 Identify the main topic of a multi-paragraph text as well as the focus of specific paragraphs within the text.</p> <p>RI.2.4 Determine the meaning of words and phrases in a text relevant to a grade 2 topic or subject area.</p> <p>RI.2.5 Know and use various text features (e.g., captions, bold print, subheadings, glossaries, indexes, electronic</p>

<p>Target Concepts</p> <p>Key Vocab.</p>	<p>menus, icons) to locate key facts or information in a text efficiently.</p> <p>Language</p> <p>L 2.1.B Form and use frequently occurring irregular plural nouns (e.g., <i>feet, children, teeth, mice, fish</i>).</p> <p>L.2.4.A Use sentence-level context as a clue to the meaning of a word or phrase.</p> <p>L.2.4.C Use a known root word as a clue to the meaning of an unknown word with the same root.</p> <p>L.2.4 D Use knowledge of the meaning of individual words to predict the meaning of compound words.</p> <p>Writing</p> <p>W.2.1 Write opinion pieces in which they introduce the topic or book they are writing about, state an opinion, supply reasons that support the opinion, use linking word (e.g., <i>because, and, also</i>) to connect opinion and reasons, and provide a concluding statement or section.</p> <ul style="list-style-type: none"> • Make inferences, make predictions • Determine text importance, compare and contrast • Persuasive Letters <p>~Compare and contrast, central message, main topic, text features</p>
<p>Math</p> <p>Core Standards</p>	<p>Topics 10 – 12</p> <p>2.NBT.B.7 Add and subtract within 1000, using concrete models or drawings and strategies based on place value, properties of operations, and/or the relationship between addition and subtraction; relate the strategy to a written method. Understand that in adding or subtracting three-digit numbers, one adds or subtracts hundreds and hundreds, tens and tens, ones and ones; and sometimes it is necessary to compose or decompose tens or hundreds</p> <p>2.NBT.B.8 Mentally add 10 or 100 to a given number 100–900, and mentally subtract 10 or 100 from a given number 100–900</p> <p>2.NBT.B.9 Explain why addition and subtraction strategies work, using place value and the properties of operations</p> <ul style="list-style-type: none"> • Numbers to 1,000 • Add within 1,000 using models and strategies <p>2.MD.A.1 Measure the length of an object by selecting and using appropriate tools such as rulers, yardsticks, meter sticks, and measuring tapes</p> <p>2.MD.A.2 Measure the length of an object twice, using length units of different lengths for the two measurements; describe how the two measurements relate to the size of the unit chosen</p> <p>2.MD.A.3 Estimate lengths using units of inches, feet, centimeters, and meters</p> <p>2.MD.A.4 Measure to determine how much longer one object is than another, expressing the length difference in terms of a standard length unit</p> <p>2.MD.B.5 Use addition and subtraction within 100 to solve word problems involving lengths that are given in the same units, e.g., by using drawings (such as drawings of rulers) and equations with a symbol for the unknown number to represent the problem</p>

<p><i>Target Concepts</i></p> <p><i>Key Vocab.</i></p>	<p>2.MD.B.6 Represent whole numbers as lengths from 0 on a number line diagram with equally spaced points corresponding to the numbers 0, 1, 2, ..., and represent whole-number sums and differences within 100 on a number line diagram</p> <p>2.OA.A.1 Use addition and subtraction within 100 to solve one- and two- step word problems involving situations of adding to, taking from, putting together, taking apart, and comparing, with unknowns in all positions, by using drawings and equations with a symbol for the unknown number to represent the problem</p> <ul style="list-style-type: none"> • Subtract within 1,000 using models and strategies • Measuring Length • More Addition, Subtraction, and Length <p>~ Inch, foot, yard, height, nearest inch, centimeter, nearest centimeter, meter, estimate</p>
<p>Science <i>Core Standards</i></p> <p><i>Target Concept</i></p> <p><i>Key Vocab.</i></p>	<p>2-LS2-1 Plan and conduct an investigation to determine if plants need sunlight and water to grow. (Disciplinary Core Idea LS2.A – Interdependent Relationships in Ecosystems)</p> <p>2-LS2-2 Develop a simple model that mimics the function of an animal in dispersing seeds or pollinating plants. (Disciplinary Core Idea LS2.A – Interdependent Relationships in Ecosystems)</p> <p>K-2-ETS1-2 Develop a simple sketch, drawing, or physical model to illustrate how the shape of an object helps it function as needed to solve a given problem. (Disciplinary Core Idea ETS1.B – Developing Possible Solutions)</p> <ul style="list-style-type: none"> • Structure and function of plants <p>~Chlorophyll, photosynthesis, dispersal, pollination</p>
<p>Social Studies <i>Core Standards</i></p> <p><i>Target Concepts</i></p> <p><i>Key Vocab.</i></p>	<p>SS-EP-5.1.1 Students will use a variety of primary and secondary sources to interpret the past.</p> <p>SS-EP-5.2.3 Students will describe change over time in communication, technology, transportation and education in the community.</p> <p>SS-EP-5.2.1 Students will identify significant patriotic and historical songs, symbols, monuments/landmarks and patriotic holidays and explain their historical significance.</p> <ul style="list-style-type: none"> • America's Past/History <p>~ Artifacts, timelines</p>
 <p>3rd Trimester (Sixth Six Weeks) – April 6 – May 24</p>	
<p>English Language Arts</p>	<p>Reading – Units 9 and 10</p> <p>RL.2.2 Recount stories, including fables and folktales from diverse cultures, and determine their central message, lesson, or moral.</p>

<p>Core Standards</p> <p>Target Concepts</p> <p>Key Vocab.</p>	<p>RL.2.4 Determine or clarify the meaning of unknown and multiple-meaning words and phrases based on grade 2 reading and content, choosing flexibly from an array of strategies.</p> <p>RI.2.10 By the end of the year read and comprehend literature, including stories and poetry, in the grades 2–3 text complexity band proficiently, with scaffolding as needed at the high end of the range.</p> <p>RI.2.2 Identify the main topic of a multi-paragraph text as well as the focus of specific paragraphs within the text.</p> <p>RI.2.3 Describe the connection between a series of historical events, scientific ideas or concepts, or steps in technical procedures in a text.</p> <p>RI.2.4 Determine the meaning of words and phrases in a text relevant to a grade 2 topic or subject area.</p> <p>RI.2.5 Know and use various text features (e.g., captions, bold print, subheadings, glossaries, indexes, electronic menus, icons) to locate key facts or information in a text efficiently.</p> <p>RI.2.10 By the end of year read and comprehend informational texts, including history/social studies, science, and technical texts, in the grades 2–3 text complexity band proficiently, with scaffolding as needed at the high end of the range.</p> <p>Language</p> <p>L.2.1.C Use reflexive pronouns (e.g. <i>myself, ourselves</i>).</p> <p>L.2.5 Demonstrate understanding of word relationships and nuances in word meaning.</p> <p>L.2.5.A Identify real-life connections between words and their use.</p> <p>L.2.5.B Distinguish shades of meaning among closely related verbs.</p> <p>L.2.6 Use words and phrases acquired through conversations, reading and being read to and responding to texts, including using adjectives and adverbs to describe.</p> <p>Writing</p> <p>W.2.6 With guidance and support from adults, use a variety of digital tools to produce and publish writing, including in collaboration with peers</p> <ul style="list-style-type: none"> • Make connections, identify cause and effect • Make inferences, draw conclusions • Procedural Texts <p>~Text features, compare and contrast, moral, main topic</p>
<p>Math</p> <p>Core Standards</p>	<p>Topics 13-15</p> <p>2.MD.A.1 Measure the length of an object by selecting and using appropriate tools such as rulers, yardsticks, meter sticks, and measuring tapes.</p> <p>2.MD.D.9 Generate measurement data by measuring lengths of several objects to the nearest whole unit, or by making repeated measurements of the same object. Show the measurements by making a line plot, where the horizontal scale is marked off in whole-number units.</p> <p>2MD.D.10 Draw a picture graph and a bar graph (with single-unit scale) to represent a data set with up to four categories. Solve simple put-together, take-apart, and compare problems using information presented in a bar graph.</p> <p>2.OA.A.1 Use addition and subtraction within 100 to solve one- and two- step word problems involving situations of</p>

<p><i>Target Concepts Key Vocab.</i></p>	<p>adding to, taking from, putting together, taking apart, and comparing, with unknowns in all positions, by using drawings and equations with a symbol for the unknown number to represent the problem.</p> <p>2.OA.C.4 Use addition to find the total number of objects arranged in rectangular arrays with up to 5 rows and up to 5 columns; write an equation to express the total as a sum of equal addends.</p> <p>2.G.A.1 Recognize and draw shapes having specified attributes, such as a given number of angles or a given number of equal faces.1 Identify triangles, quadrilaterals, pentagons, hexagons, and cubes.</p> <p>2.G.A.2 Partition a rectangle into rows and columns of same-size squares and count to find the total number of them.</p> <p>2.G.A.3 Partition circles and rectangles into two, three, or four equal shares, describe the shares using the words halves, thirds, half of, a third of, etc., and describe the whole as two halves, three thirds, four fourths. Recognize that equal shares of identical wholes need not have the same shape.</p> <ul style="list-style-type: none"> • Graphs and Data • Shaped and Their Attributes <p>~ Polygon, angle, right angle, quadrilaterals, pentagons, hexagons, cube, face, edge, equal shares, halves, thirds, fourths, vertices, estimate</p>
<p>Science <i>Core Standards Target Concept Key Vocab.</i></p>	<p>2-LS4-1 Make observations of plants and animals to compare the diversity of life in different habitats. (Disciplinary Core Idea LS4.D – Biodiversity and Humans)</p> <ul style="list-style-type: none"> • Relationships in Habitats <p>~ Habitats, diversity, biome, ecosystem</p>
<p>Social Studies <i>Core Standards Target Concept Key Vocab.</i></p>	<p>SS-EP-4.1.1 Students will use geographic tools (e.g., maps, globes, mental maps, charts, graphs) to locate and describe familiar places at home, school and the community.</p> <p>SS-EP-4.1.2 Students will use geographic tools to identify major landforms, bodies of water (e.g., oceans, major rivers) and natural resources on Earth’s surface and use relative location.</p> <ul style="list-style-type: none"> • Tools of geography <p>~ Maps, globes, charts, graphs, continents</p>



Ongoing Throughout the Year

<p>Foundational Skills <i>Core Standards</i></p>	<p>FS.2.3 Know and apply grade-level phonics and word analysis skills in decoding words.</p> <ul style="list-style-type: none">(a) Distinguish long and short vowels when reading regularly spelled one-syllable words(b) Know spelling sound correspondences for additional common vowel teams(c) Decode regularly spelled two-syllable words with long vowels(d) Decode words with common prefixes and suffixes(e) Identify words with inconsistent but common spelling-sound correspondences(f) Recognize and read grade-appropriate irregularly spelled words. <p>FS 2.4 Read with sufficient accuracy and fluency to support comprehension</p> <ul style="list-style-type: none">(a) Read grade level text with purpose & understanding(b) Read grade level text orally with accuracy, appropriate rate and expression on successive readings(c) Use context to confirm or self-correct word recognition and understanding, rereading as necessary
<p>Speaking and Listening <i>Core Standards</i></p>	<p>SL 2.1 Participate in collaborative conversations with diverse partners about grade 2 topics and texts with peers and adults in small and larger groups.</p> <ul style="list-style-type: none">(a) Follow agreed-upon rules for discussions (e.g., gaining the floor in respectful ways, listening to others with care, speaking one at a time about the topics and texts under discussion).(b) Build on others' talk in conversations by linking their comments to the remarks of others.(c) Ask for clarification and further explanation as needed about the topics and text under discussion <p>SL 2.2 Recount or describe key details from a text read aloud or information presented orally or through other media.</p> <p>SL 2.3 Ask and answer questions about what a speaker says in order to clarify comprehension, gather additional information, or deepen understanding of a topic or issue.</p> <p>SL 2.4 Tell a story or recount an experience with appropriate facts and relevant, descriptive details, speaking audibly in coherent sentences.</p> <p>SL 2.5 Create audio recordings of stories or poems; add drawings or other visual displays to stories or recounts of experiences when appropriate to clarify ideas, thoughts, and feelings.</p> <p>SL 2.6 Produce complete sentences when appropriate to task and situation in order to provide requested detail or clarification.</p>
<p>Language <i>Core Standards</i></p>	<p>L.2.1 Demonstrate command of the conventions of standard English grammar and usage when writing or speaking.</p> <p>L.2.2 Demonstrate command of the conventions of standard English capitalization, punctuation, and spelling when writing.</p> <p>L.2.3 Use knowledge of language and its conventions when writing, speaking, reading or listening</p>

	L.2.4 Determine or clarify the meaning of unknown and multiple-meaning words and phrases based on grade 2 reading and content, choosing flexibly from an array of strategies.
Writing <i>Core Standards</i>	W.2.5 With guidance and support from adults and peers, focus on a topic and strengthen writing as needed by revising and editing

Resources	ELA: Scott Foresman Reading Street, Benchmark Literacy. Math: Envision Math 2.0 Science: Nonfiction Texts Social Studies: Nonfiction Texts
Assessments	ELA: Unit Assessments in Scott Foresman Reading Street and/or Benchmark Literacy, Fluency Checks, Dolch Sight Word Checks, Teacher Checklists, Rubrics, Daily 5, STAR Reading Math: <i>Envision Math</i> Chapter Assessments, STAR Math, Timed Tests, Exit Slips Science: Performance Tasks Social Studies: Teacher made assessments

Core Standard Abbreviations

<u>English Language Arts</u>	<u>Math</u>
RI – Reading Informational Texts RL – Reading Literature Texts SL – Speaking and Listening FS – Foundational Skill L - Language W – Writing	NBT – Number and Operations in Base Ten OA – Operations and Algebraic Thinking MD – Measurement and Data GA – Geometry
<u>Science</u>	<u>Social Studies</u>
PS – Physical Science ESS – Earth and Space Systems LS – Life Science ETS – Engineering Design	SS – Social Studies

Plans are subject to change to best meet the needs of students, planning, events, and/or weather circumstances