

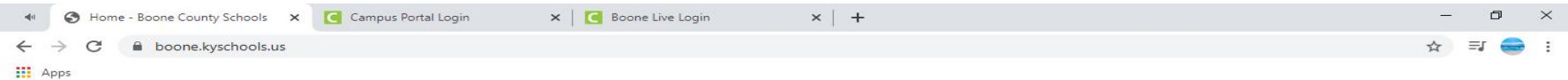
Instructions on posting daily attendance

Parents and students,

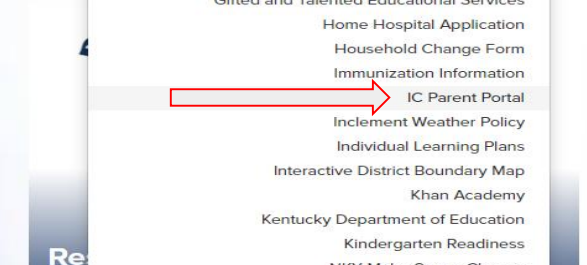
Please follow the directions found in the following slides to post your daily participation/attendance each day between 5:00 am and 6:00 pm.

Step:1

Visit www.boone.kyschools.us Select the parent link and click on IC Parent Portal

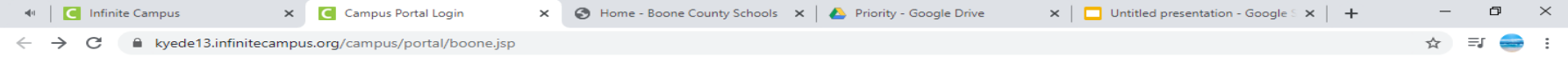


- Preschool Application ▾
- 1-12 Enrollment Forms ▾
- Kindergarten Registration ▾
- Matriculación de alumnos de paquetes
- Accountability Data Resources ▾
- Boone County Education Foundation
- District Code of Conduct
- District Departments
- District Improvement Plan
- District Maps ▾
- District Report Card
- Drug Free Clubs of America
- Early College Program
- Education Acronyms
- EEO Application Form
- English Learners
- Find My School
- Gifted and Talented Educational Services
- Home Hospital Application
- Household Change Form
- Immunization Information
- IC Parent Portal
- Inclement Weather Policy
- Individual Learning Plans
- Interactive District Boundary Map
- Khan Academy
- Kentucky Department of Education
- Kindergarten Readiness
- NKY MakerSpace Classes



Step 2:

Log into either Campus Student or Campus Parent



Boone County

Log in to

Campus Student

or

Campus Parent

Step 3:

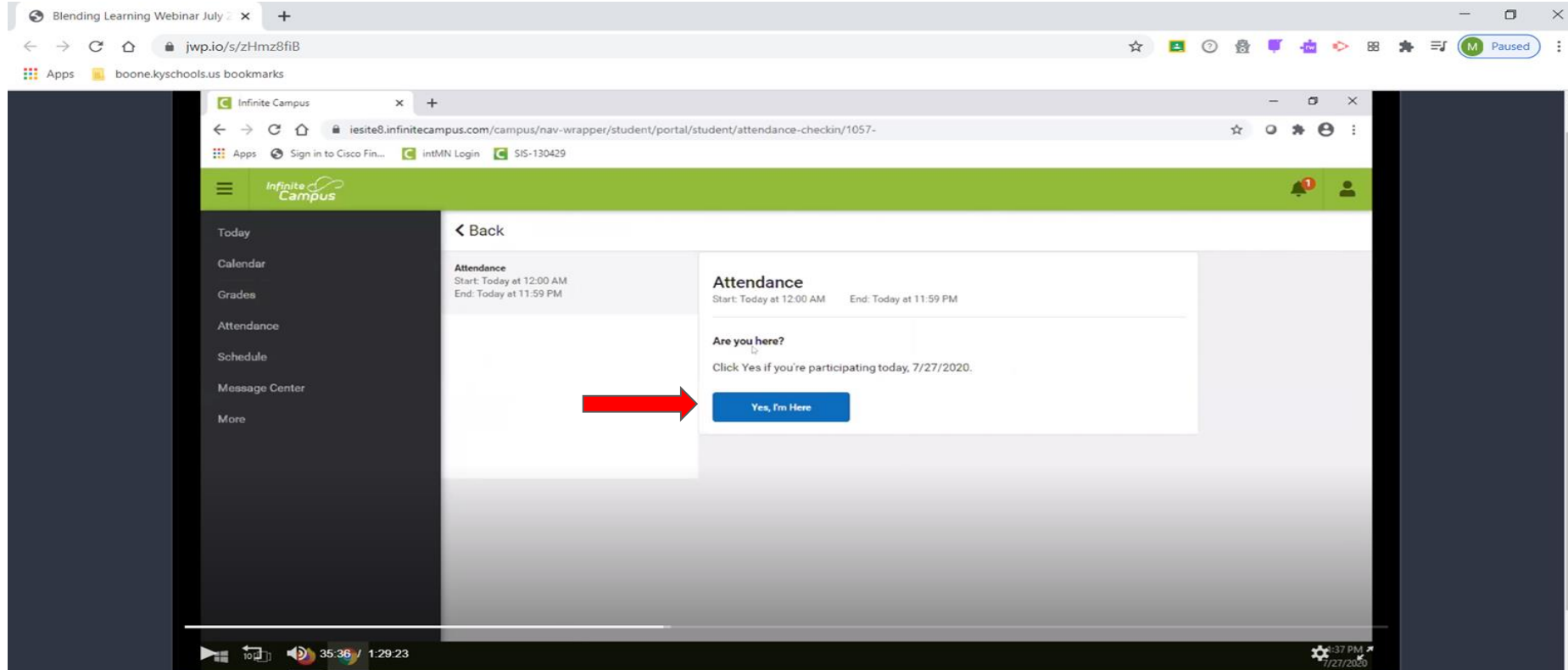
Select the Check-Ins Tab to mark the student present or in-attendance for the entire school day

The screenshot displays the Infinite Campus student portal interface. The browser address bar shows the URL `iesite8.infinitecampus.com/campus/nav-wrapper/student/portal/student/today`. The page header includes the Infinite Campus logo and a notification bell with a red '1'. The left navigation menu is open, with the 'Check-Ins' tab highlighted by a red arrow. The main content area shows the student's profile for Ellie Fredrickson, 20-21 Midvale School for the G, Grade 10. Below the profile, the 'Check-Ins' section is visible, with the 'Attendance' option selected, showing 'End: Today at 11:59 PM'. To the right, a schedule for 'S1 (07/27 - 01/01)' is displayed, listing four classes: English (8:00 AM - 9:30 AM), Math (9:30 AM - 11:00 AM), Science (11:00 AM - 1:00 PM), and Social Studies (1:00 PM - 2:30 PM), all in a virtual setting at Sterling, Scott.

Class	Time	Location
1 English	8:00 AM - 9:30 AM	Sterling, Scott Rm: -
2 Math	9:30 AM - 11:00 AM	Sterling, Scott Rm: -
3 Science	11:00 AM - 1:00 PM	Sterling, Scott Rm: -
4 Social Studies	1:00 PM - 2:30 PM	Sterling, Scott Rm: -

Step 4:

Complete the check-in process by clicking on Yes, I'm here question.



The screenshot shows a web browser window displaying the Infinite Campus attendance check-in page. The browser's address bar shows the URL `iesite8.infinitecampus.com/campus/nav-wrapper/student/portal/student/attendance-checkin/1057-`. The page features a green header with the Infinite Campus logo and a notification bell icon. A dark sidebar on the left contains navigation options: Today, Calendar, Grades, Attendance, Schedule, Message Center, and More. The main content area is titled '< Back' and displays an 'Attendance' section with the following details: Start: Today at 12:00 AM, End: Today at 11:59 PM. Below this, a question asks 'Are you here?' with a sub-instruction: 'Click Yes if you're participating today, 7/27/2020.' A blue button labeled 'Yes, I'm Here' is positioned below the question. A red arrow points from the left towards this button. The bottom of the image shows a video player interface with a play button, volume icon, and a timestamp of 35:36 / 1:29:23. The system tray in the bottom right corner shows the time 4:37 PM and the date 7/27/2020.